

DATASHEET

# Chicago Metallic Monolithic

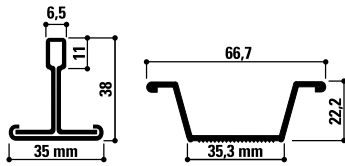


**Sounds Beautiful**

# Chicago Metallic Monolithic

- T and Omega shaped grid for the installation of Rockfon® Mono Acoustic and a variety of boards
- Quick and easy click system reduces time and installation costs
- Single layer system for reduced plenum heights
- Simple grid without the need for accessories

## Cross-section



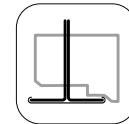
## Compatible tiles

Concealed











## Coupling

Joggled end



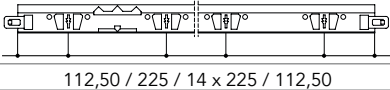

## Assortment

Product group		Component description	Height (mm)	Length (mm)	Colour	Pcs per pack	Lm per pack	Kg per pack
<b>Main runner</b>								
MONO T35 MR		Monolithic main runner	38	3600	69	20	72	37.1
MONO T35 MR			38	3600		20	72	37.1
<b>Cross tee</b>								
MONO HAT35 CT		Monolithic furring channel	22.23	1200		50	60	25
<b>Wall angle options</b>								
MONO C40		C-wall angle 30x40.5x30 mm	40.5	3050		10	30.5	10.74
<b>Accessories</b>								
NH 90		Upper part nonius hanger	85			100		2.4
NH CLIP		Intersection clip for nonius (2 per hanger)				200		1.3
NH T		Lower part nonius hanger for T profiles				100		3.9
HDC W2		Steel perimeter hold down clip – height 40 mm - combinable with C37 wall angle				500		4.03
SH 50		Suspension clip (curved) for Chicago Metallic™ T-profiles + securing nail	50			100		2.5

Contact Rockfon® for the full range of wall angles and accessories.



## Position of slots and suspension holes

Product group	Component description	Height (mm)	Length (mm)	Slots	Distance between slots (mm)
MONO T35 MR	Monolithic main runner	38	3600	16	 112,50 / 225 / 14 x 225 / 112,50
MONO T35 MR					18
MONO HAT35 CT	Monolithic furring channel	22.23	1200	0	 1200

## Performance



### Load bearing capacity

Kg/m <sup>2</sup>		
Hanger distance (mm)	Module size (mm)	Maximum deflection 3.3 mm
1200	1200 x 600	12
1200	1200 x 400	13.9



### Reaction to fire

A1



### Corrosion resistance

B



### Environment

Fully Recyclable



# Understanding the performance of Chicago Metallic grids and accessories



## Reaction to fire

Reaction to fire is classified in accordance with EN 13501-1. Chicago Metallic steel grids and accessories are non-combustible.



## Fire resistance

A range of Chicago Metallic steel grids are tested in combination with different Rockfon tiles and are classified in accordance with European norm EN 13501-2 and/or national norms.



## Corrosion resistance

Chicago Metallic products produced from hot dip galvanised steel following the Sendzimir process comply with the corrosion classes of the product standard EN 13964 (A, B, C, D). The standard systems in class B are protected with 100 g/m<sup>2</sup> zinc evenly applied on both sides. The enhanced corrosion resistance (ECR) systems and accessories in class C or D have respectively a layer of 100 g/m<sup>2</sup> and 275 g/m<sup>2</sup> zinc evenly applied on both sides and are protected with an additional layer of 20 micron paint per side.



## Load bearing performance

The load bearing performance (max. kg/m<sup>2</sup> load applicable to the grid system without exceeding the allowable deflection of the individual components) is tested in accordance with the EN 13964 standard. The accumulative value of the system deflection, shown on the data sheets, does not exceed the max. deflection as given in class 1 of the standard. Special project configurations deviating from the standard module sizes mentioned in the data sheets must be calculated by Rockfon technical services.

09.2024 | All colour codes mentioned are based on the NCS - Natural Colour System® property of and used on license from NCS Colour AB, Stockholm 2012 or the RAL colour standard. Subject to alterations in range and product technology without prior notice. Rockfon accepts no responsibility for printing errors.

# Sounds Beautiful

