

DATASHEET

Chicago Metallic 50 mm Longspan 6000

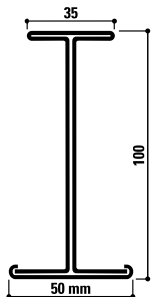


Sounds Beautiful

Chicago Metallic 50 mm Longspan 6000

- 50 mm wide and 100 mm high I-shaped system for visible applications
- Suitable for very long span and heavy panels
- The slotting allows for compatibility with 38 mm and 75 mm high T cross tees
- The system includes engineered accessories for a fast and stable construction

Cross-section

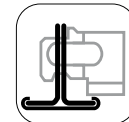


Compatible tiles



Coupling

Straight-cut








Assortment

Product group		Component description	Height (mm)	Length (mm)	Colour	Pcs per pack	Lm per pack	Kg per pack
Main runner								
I50x100		I-runner 50 mm - without slots	100	6000	00, 001	2	12	29
I50x100		I-runner 50 mm - with 6 slots	100	6000	00, 001	2	12	29.2
I50x100		I-runner 50 mm - with 10 slots	100	6000	00, 001	2	12	29.2
T24 MR CL&HK		Main runner T24 Click / Hook	38	3600		15	54	19.5
Accessories								
I50x100 LC		Length coupling for primary I-runner 100 mm		300		15		4.3
I50x100 CC		Cross coupling for primary I-runner 100 mm		150		15		4.1
I50X100 HC M8		Holding clamp for primary I-runner 100 mm + threaded rod M8	70.25			20		3.3
I50X100 HC M10		Holding clamp for primary I-runner 100 mm + threaded rod M10	94			20		3.9
FC I T/EYE		Suspension clip for primary I-runner 55, 70, 85, 100 and 120 mm				100		5.9
FC I EYE		Clip for I55, I70, I85, I100, I120 with furring channel 45 mm				100		5.9
I50x100 FC T		Fixation clip for primary I-runner 100 mm with T35	60			250		2.4

Contact Rockfon® for the full range of wall angles and accessories.

Please note that not all colors are available for every product. We recommend checking the assortment table for the colors currently offered for each item. If you need further assistance or have specific color preferences, please feel free to contact Rockfon.

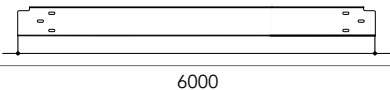
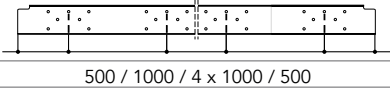
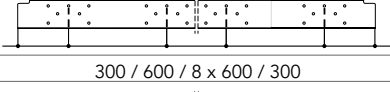
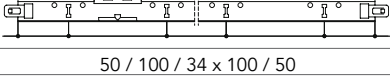


Product group		Component description	Height (mm)	Length (mm)	Colour	Pcs per pack	Lm per pack	Kg per pack
DLW Z&T		Wire clip for Z and 38 mm T-profiles				500		3.9
Accessories								
TR M8 L		Threaded rod M8 - left / L=200 mm		200		50		3.1
TR M8 R		Threaded rod M8 - right / L=1000 mm		1000		50		15.4
SS M8		Spacer sleeve M8x20				100		0.7
NUT M8 R		Nut M8 - right				100		0.5

Contact Rockfon® for the full range of wall angles and accessories.

Please note that not all colors are available for every product. We recommend checking the assortment table for the colors currently offered for each item. If you need further assistance or have specific color preferences, please feel free to contact Rockfon.

Position of slots and suspension holes

Product group	Component description	Height (mm)	Length (mm)	Slots	Distance between slots (mm)
I50x100	I-runner 50 mm - without slots	100	6000	0	
I50x100	I-runner 50 mm - with 6 slots	100	6000	6	
I50x100	I-runner 50 mm - with 10 slots	100	6000	10	
T24 MR CL&HK	Main runner T24 Click / Hook	38	3600	36	

Performance



Load bearing capacity

The installer must check that the admissible load per suspension point is not exceeded.

Axis/axis distance	Max. span (mm) - max. deflection = L/300											
	Max. distance between hangers in mm											
	Kg/m ² of ceiling											
	5	6	7	8	9	10	12	14	16	20	30	40
600	6000	6000	6000	6000	6000	6000	6000	6000	6000	5850	5100	4600
700	6000	6000	6000	6000	6000	6000	6000	6000	5950	5550	4850	4400
800	6000	6000	6000	6000	6000	6000	6000	5950	5700	5300	4600	4200
900	6000	6000	6000	6000	6000	6000	6000	5750	5500	5100	4450	4050
1000	6000	6000	6000	6000	6000	6000	5850	5550	5300	4900	4300	3900
1100	6000	6000	6000	6000	6000	6000	5650	5350	5100	4750	4150	3750
1200	6000	6000	6000	6000	6000	5850	5500	5200	5000	4600	4050	3650
1300	6000	6000	6000	6000	5900	5650	5350	5050	4850	4500	3900	3550
1400	6000	6000	6000	5950	5750	5550	5200	4950	4750	4400	3850	3500
1500	6000	6000	6000	5850	5600	5400	5100	4850	4600	4300	3750	3400
2000	6000	5850	5550	5300	5100	4900	4600	4400	4200	3900	3400	3100

The installer must check that the admissible load per suspension point is not exceeded.

Axis/axis distance	Max. span (mm) - max. deflection = L/500											
	max. distance between hangers in mm											
	kg/m ² of ceiling											
	5	6	7	8	9	10	12	14	16	20	30	40
600	6000	6000	6000	6000	6000	6000	5850	5550	5300	4900	4300	3900
700	6000	6000	6000	6000	6000	5900	5550	5250	5000	4650	4050	3700
800	6000	6000	6000	6000	5850	5600	5300	5000	4800	4450	3900	3550
900	6000	6000	6000	5850	5600	5400	5100	4850	4600	4300	3750	3400
1000	6000	6000	5900	5600	5400	5200	4900	4650	4450	4150	3600	3300
1100	6000	6000	5700	5450	5250	5050	4750	4500	4300	4000	3500	3200
1200	6000	5850	5550	5300	5100	4900	4600	4400	4200	3900	3400	3100
1300	6000	5650	5400	5150	4950	4800	4500	4250	4100	3800	3300	3000
1400	5900	5550	5250	5000	4850	4650	4400	4150	4000	3700	3250	2950
1500	5750	5400	5150	4900	4700	4550	4300	4050	3900	3600	3150	2850
2000	5200	4900	4650	4450	4300	4150	3900	3700	3550	3300	2850	2600



Reaction to fire

A1



Corrosion resistance

B



Environment

Fully Recyclable

Understanding the performance of Chicago Metallic grids and accessories



Reaction to fire

Reaction to fire is classified in accordance with EN 13501-1. Chicago Metallic steel grids and accessories are non-combustible.



Fire resistance

A range of Chicago Metallic steel grids are tested in combination with different Rockfon tiles and are classified in accordance with European norm EN 13501-2 and/or national norms.



Colours

Chicago Metallic grids are available in various colours from the RAL and NCS systems, which are measured following the ISO 7724-2 and ISO 7724-3 standards. The actual colours may deviate slightly from the RAL and NCS references. Chicago Metallic grids are available in a variety of finishes from matt to high gloss, with a respective average of < 5, 15 and 50 units at a 60° angle. The matt finishing is measured at an angle of 85°. See the colour legend for their average values. The gloss unit is measured in accordance with EN13523 part 2.



Corrosion resistance

Chicago Metallic products produced from hot dip galvanised steel following the Sendzimir process comply with the corrosion classes of the product standard EN 13964 (A, B, C, D). The standard systems in class B are protected with 100 g/m² zinc evenly applied on both sides. The enhanced corrosion resistance (ECR) systems and accessories in class C or D have respectively a layer of 100 g/m² and 275 g/m² zinc evenly applied on both sides and are protected with an additional layer of 20 micron paint per side.



Load bearing performance

The load bearing performance (max. kg/m² load applicable to the grid system without exceeding the allowable deflection of the individual components) is tested in accordance with the EN 13964 standard. The accumulative value of the system deflection, shown on the data sheets, does not exceed the max. deflection as given in class 1 of the standard. Special project configurations deviating from the standard module sizes mentioned in the data sheets must be calculated by Rockfon technical services.



Cleaning

All Chicago Metallic grids can be cleaned with water and a mild detergent in combination with a melamine foam sponge or microfiber cloth.

Colour legend

Please note that not all colors are available for every product. We recommend checking the assortment table for the colors currently offered for each item. If you need further assistance or have specific color preferences, please feel free to contact Rockfon.

White 001 RAL 9003	White 901 RAL 9010	White 01 White 916	Matt White 11 RAL 9003	L value: 93 Gloss: 2 at both a 60° and 85° angle
Platinum 54 RAL 7035	Alugrey 04 RAL 9006	Galvanised 00 Galvanised 69	Matt Black 88 RAL 9004	Gloss: 4.5 at 60° angle and 11.5 at 85° angle
Brushed Alu 534	High Gloss Chrome 14	Carrara 57	High Gloss Brass 16	
White 001 / White 001 (8WW) RAL 9003 / RAL 9003	Black 08 / Black 08 (8BB) RAL 9005 / RAL 9005	White 001 / Black 08 (8WB) RAL 9003 / RAL 9005	Alugrey 04 / Black 08 (8GB) RAL 9006 / RAL 9005	

Rockfon Color-all®

Mustard - 51 NCS S 2050-Y20R	Sand - 30 NCS S 1020-Y30R	Stucco - 20 NCS S 1005-Y20R			
Scarlet - 71 NCS S 5040-Y90R	Coral - 76 NCS S 3040-Y90R	Seashell - 75 NCS S 1010-Y70R	Petal - 74 NCS S 1005-Y60R		
Seaweed - 34 NCS S 8005-G	Eucalyptus - 32 NCS S 6020-B90G	Sage - 31 NCS S 3010-G10Y	Mint - 12 NCS S 0505-G10Y		
Space - 49 NCS S 7020-B	Storm - 48 NCS S 5030-R90B**	Azure - 47 NCS S 3020-B	Fresh - 42 NCS S 2010-B10G		
Earth - 25 NCS S 5010-Y50R	Clay - 26 NCS S 5005-G50Y	Linen - 22 NCS S 4005-Y50R	Sandalwood - 13 NCS S 2010-Y70R	Chalk - 21 NCS S 2005-Y40R	
Ebony - 28 NCS S 8005-R	Cork - 24 NCS S 4010-Y30R	Hemp - 23 NCS S 3005-Y			
Iron - 18 NCS S 7502-B	Concrete - 06 NCS S 5502-B	Mastic - 17 NCS S 4000-N	Zinc - 05 NCS S 4005-R50B	Mercury - 62 NCS S 3005-R80B*	
Charcoal - 09 NCS S 8500-N	Anthracite - 08 NCS S 7005-B	Gravel - 03 NCS S 3502-B	Plaster - 02 NCS S 2005-R80B	Stone - 01 NCS S 2000-N	Moon - 10 NCS S 1005-R80B

* Colour contains effect pigments.

** Colour is between NCS S 5030-R90B and NCS S 6030-R90B.

Please note that not all colors are available for every product. We recommend checking the assortment table for the colors currently offered for each item. If you need further assistance or have specific color preferences, please feel free to contact Rockfon.

NCS codes are closest colour match. The actual colour of the Rockfon Color-all® grid may deviate slightly from printed colours due to the texture of the surface. Samples are available upon request.

Sounds Beautiful

