

DATASHEET

Chicago Metallic[™] T24 Hook 2850

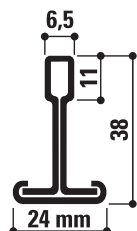


Sounds Beautiful

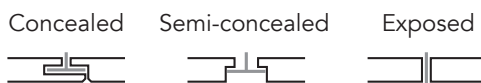
Chicago Metallic™ T24 Hook 2850

- 24mm grid with universal main runner and butt-cut cross tee connections
- 38mm high components for better load bearing and compatibility with accessories
- A strong and stable grid which can be easily demounted time and again
- Used to create concealed, semi-concealed and exposed ceiling solutions

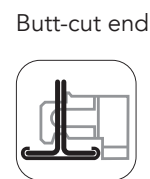
Cross-section



Compatible tiles



Coupling



Assortment

| Product group | | Component description | Height (mm) | Length (mm) | Colour | Pcs per pack | Lm per pack | Kg per pack |
|---------------------------|--|--|-------------|-------------|-----------------------------------|--------------|-------------|-------------|
| Main runner | | | | | | | | |
| T24 MR CL&HK | | Main runner T24 Click / Hook | 38 | 3600 | | 15 | 54 | 19.5 |
| T24 MR CL&HK | | | 38 | 2400 | 001 | 25 | 60 | 21.3 |
| T24 MR CL&HK | | | 38 | 4050 | 11W, 001, 901 | 25 | 101.25 | 36 |
| Cross tee | | | | | | | | |
| T24 CT HOOK | | Cross tee T24 Hook | 38 | 300 | 04, 88B, 001, 901 | 150 | 45 | 13.1 |
| T24 CT HOOK | | | 38 | 675 | 001, 901 | 75 | 50.63 | 14.7 |
| T24 CT HOOK | | | 38 | 600 | 04, 88B, 11W, 001, 901 | 45 | 27 | 8.2 |
| T24 CT HOOK | | | 38 | 1350 | 001, 901 | 50 | 67.5 | 19.6 |
| T24 CT HOOK | | | 38 | 1200 | 04, 88B, 11W, 001, 901 | 45 | 54 | 15.7 |
| T24 CT HOOK | | | 38 | 1500 | 04, 88B, 001, 901 | 50 | 75 | 26.4 |
| T24 CT HOOK | | | 38 | 1800 | 04, 88B, 11W, 001, 901 | 25 | 45 | 16.2 |
| Wall angle options | | | | | | | | |
| W8x12 | | W-profile 15x12x8x15 mm | 15 | 3050 | Color-All, 04, 88B, 11W, 001, 901 | 30 | 91.5 | 17.9 |
| W10x15 | | W-profile 15x15x10x15 mm | 15 | 3050 | Color-All, 04, 88B, 11W, 001, 901 | 30 | 91.5 | 19.9 |
| L19x24 | | L-wall angle 24x19 mm colour | 24 | 3050 | Color-All, 04, 88B, 11W, 901 | 40 | 122 | 23 |
| Accessories | | | | | | | | |
| FH B | | Special hanger (bent) for Chicago Metallic™ T-profiles | 57.5 | | | 100 | | 1.5 |
| QH HH 320 | | Assembled quick hanger with 2 hooks | | | | 100 | | 5 |
| HDC 1 | | Plastic hold down clip for tile thickness 15-20 mm (A edge), 15-30 mm (E edge), 20-25 mm (X, M, Z edge), 20-30 mm (D edge) | | | | 100 | | 1.34 |
| TR M6 | | Threaded rod M6 / L=1000 mm | | 1000 | | 100 | | 16.7 |
| NUT M6 | | Nut M6 | | | | 100 | | 0.2 |
| SS M6 | | Spacer sleeve M6 | | | | 100 | | 0.8 |
| FC M6 | | Universal fixation clip / L=90 mm | | 90 | | 100 | | 1.5 |

Contact Rockfon® for the full range of wall angles and accessories.



Position of slots and suspension holes

| Product group | Component description | Height (mm) | Length (mm) | Slots | Distance between slots (mm) |
|---------------|------------------------------|-------------|-------------|-------|--|
| T24 MR CL&HK | Main runner T24 Click / Hook | 38 | 3600 | 36 | 50 / 100 / 34 x 100 / 50 |
| T24 MR CL&HK | | 38 | 2400 | 24 | 50 / 100 / 22 x 100 / 50 |
| T24 MR CL&HK | | 38 | 4050 | 24 | 84,375 / 168,75 / 22 x 168,75 / 84,375 |
| T24 CT HOOK | Cross tee T24 Hook | 38 | 300 | 0 | 300 |
| T24 CT HOOK | | 38 | 675 | 1 | 337,5 / 337,5 |
| T24 CT HOOK | | 38 | 600 | 1 | 300 / 300 |
| T24 CT HOOK | | 38 | 1350 | 1 | 675 / 675 |
| T24 CT HOOK | | 38 | 1200 | 3 | 300 / 300 / 300 / 300 |
| T24 CT HOOK | | 38 | 1500 | 0 | 1500 |
| T24 CT HOOK | | 38 | 1800 | 5 | 300 / 300 / 3 x 300 / 300 |

Performance



Load bearing capacity

| Hanger distance (mm) | Module size (mm) | Kg/m ² | |
|----------------------|------------------|-------------------|--------|
| | | 2.5 mm | 4.0 mm |
| 1200 | 600 x 600 | 9.9 | 16.5 |
| 1200 | 1200 x 600 | 10.9 | 17.9 |
| 1200 | 1800 x 600 | 3.3 | 5.7 |
| 1200 | 675 x 675 | 6.4 | 10.8 |
| 1200 | 1350 x 675 | 7.2 | 11.9 |
| 1350 | 675 x 675 | 5.2 | 8.8 |
| 1350 | 1350 x 675 | 5.8 | 9.7 |



Reaction to fire

A1 / A2-s1,d0 (Color-all)



Corrosion resistance

B



Environment

Fully Recyclable

Sounds Beautiful

