

DATASHEET

Chicago Metallic™ T24 Click 2890

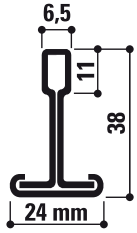


Sounds Beautiful

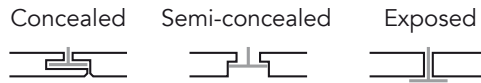
Chicago Metallic™ T24 Click 2890

- 24mm grid with universal main runner and joggled end cross tees
- 38mm high components for better load bearing and compatibility with accessories
- Used to create concealed, semi-concealed and exposed ceiling solutions
- An audible 'click' for fast and accurate installations

Cross-section



Compatible tiles



Coupling

Joggled end



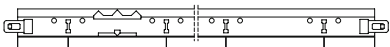



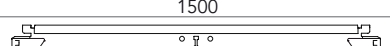
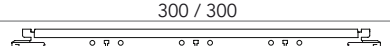

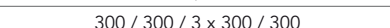
Assortment

Product group		Component description	Height (mm)	Length (mm)	Colour	Pcs per pack	Lm per pack	Kg per pack
Main runner								
T24 MR CL&HK		Main runner T24 Click / Hook	38	3600		15	54	19.5
Cross tee								
T24 CT CLICK		Cross tee T24 Click	38	300	Color-All, 04, 88B, 11W, 001, 901	150	45	13.1
T24 CT CLICK			38	900	Color-All, 04, 88B, 11W, 001, 901	50	45	13.1
T24 CT CLICK			38	1500	Color-All, 04, 88B, 11W, 001, 901	50	75	26.4
T24 CT CLICK			38	600	Color-All, 04, 534, 57, 16, 14, 88B, 11W, 54, 001, 901	45	27	8.2
T24 CT CLICK			38	1200		45	54	15.7
T24 CT CLICK			38	1800		25	45	16.2
Wall angle options								
W8x12		W-profile 15x12x8x15 mm	15	3050	Color-All, 04, 88B, 11W, 001, 901	30	91.5	17.9
W10x15		W-profile 15x15x10x15 mm	15	3050	Color-All, 04, 88B, 11W, 001, 901	30	91.5	19.9
L19x24		L-wall angle 24x19 mm colour	24	3050	Color-All, 04, 88B, 11W, 901	40	122	23
Accessories								
FH B		Special hanger (bent) for Chicago Metallic™ T-profiles	57.5			100		1.5
QH HH 320		Assembled quick hanger with 2 hooks				100		5
HDC 1		Plastic hold down clip for tile thickness 15-20 mm (A edge), 15-30 mm (E edge), 20-25 mm (X, M, Z edge), 20-30 mm (D edge)				100		1.34
TR M6		Threaded rod M6 / L=1000 mm		1000		100		16.7
NUT M6		Nut M6				100		0.2
SS M6		Spacer sleeve M6				100		0.8
FC M6		Universal fixation clip / L=90 mm		90		100		1.5

Contact Rockfon® for the full range of wall angles and accessories.



Position of slots and suspension holes

Product group	Component description	Height (mm)	Length (mm)	Slots	Distance between slots (mm)
T24 MR CL&HK	Main runner T24 Click / Hook	38	3600	36	 50 / 100 / 34 x 100 / 50
T24 CT CLICK	Cross tee T24 Click	38	300	0	 300
T24 CT CLICK		38	900	0	 900
T24 CT CLICK		38	1500	0	 1500
T24 CT CLICK		38	600	1	 300 / 300
T24 CT CLICK		38	1200	3	 300 / 300 / 300 / 300
T24 CT CLICK		38	1800	5	 300 / 300 / 3 x 300 / 300
T24 CT CLICK		38	1800	5	 300 / 300 / 3 x 300 / 300

Performance



Load bearing capacity

Hanger distance (mm)	Module size (mm)	Kg/m ²	
		Maximum deflection	
		2.5 mm	4.0 mm
1200	600 x 600	9.9	16.5
1200	1200 x 600	10.9	17.9
1200	1800 x 600	3.3	5.7



Reaction to fire

A1 / A2-s1,d0 (Color-all)



Corrosion resistance

B



Environment

Fully Recyclable

06.2024 | All colour codes mentioned are based on the NCS - Natural Colour System® property of and used on license from NCS Colour AB, Stockholm 2012 or the RAL colour standard. Subject to alterations in range and product technology without prior notice. Rockfon accepts no responsibility for printing errors.

Sounds Beautiful

