

DATASHEET

Chicago Metallic™ 50 mm Longspan 6000

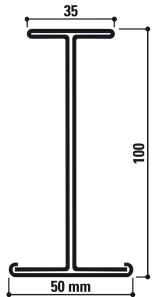


Sounds Beautiful

Chicago Metallic™ 50 mm Longspan 6000

- 50 mm wide and 100 mm high I-shaped system for visible applications
- Suitable for very long span and heavy panels
- The slotting allows for compatibility with 38 mm and 75 mm high T cross tees
- The system includes engineered accessories for a fast and stable construction

Cross-section



Compatible tiles



Coupling

Straight-cut









Assortment

Product group		Component description	Height (mm)	Length (mm)	Colour	Pcs per pack	Lm per pack	Kg per pack
Main runner								
I50x100		I-runner 50 mm - without slots	100	6000	00, 001	2	12	29
I50x100		I-runner 50 mm - with 6 slots	100	6000	00, 001	2	12	29.2
I50x100		I-runner 50 mm - with 10 slots	100	6000	00, 001	2	12	29.2
T24 MR CL&HK		Main runner T24 Click / Hook	38	3600		15	54	19.5
Accessories								
I50x100 LC		Length coupling for primary I-runner 100 mm		300		15		4.3
I50x100 CC		Cross coupling for primary I-runner 100 mm		150		15		4.1
I50X100 HC M8		Holding clamp for primary I-runner 100 mm + threaded rod M8	70.25			20		3.3
I50X100 HC M10		Holding clamp for primary I-runner 100 mm + threaded rod M10	94			20		3.9
FC I T/EYE		Suspension clip for primary I-runner 55, 70, 85, 100 and 120 mm				100		5.9
FC I EYE		Clip for I55, I70, I85, I100, I120 with furring channel 45 mm				100		5.9
I50x100 FC T		Fixation clip for primary I-runner 100 mm with T35	60			250		2.4
DLW Z&T		Wire clip for Z and 38 mm T-profiles				500		3.9

Contact Rockfon® for the full range of wall angles and accessories.



Product group		Component description	Height (mm)	Length (mm)	Colour	Pcs per pack	Lm per pack	Kg per pack
Accessories								
TR M8 L		Threaded rod M8 - left / L=200 mm		200		50		3.1
TR M8 R		Threaded rod M8 - right / L=1000 mm		1000		50		15.4
SS M8		Spacer sleeve M8x20				100		0.7
NUT M8 R		Nut M8 - right				100		0.5
WASH M8		Spring washer M8 'Grower'				100		0.2
TB M8		Turnbuckle M8				1		0.1

Contact Rockfon® for the full range of wall angles and accessories.

Position of slots and suspension holes

Product group	Component description	Height (mm)	Length (mm)	Slots	Distance between slots (mm)
I50x100	I-runner 50 mm - without slots	100	6000	0	 6000
I50x100	I-runner 50 mm - with 6 slots	100	6000	6	 500 / 1000 / 4 x 1000 / 500
I50x100	I-runner 50 mm - with 10 slots	100	6000	10	 300 / 600 / 8 x 600 / 300
T24 MR CL&HK	Main runner T24 Click / Hook	38	3600	36	 50 / 100 / 34 x 100 / 50

Performance

Load bearing capacity

The installer must check that the admissible load per suspension point is not exceeded.

Max. span (mm) - max. deflection = L/300												
Axis/axis distance	Max. distance between hangers in mm											
	Kg/m ² of ceiling											
	5	6	7	8	9	10	12	14	16	20	30	40
600	6000	6000	6000	6000	6000	6000	6000	6000	6000	5850	5100	4600
700	6000	6000	6000	6000	6000	6000	6000	6000	5950	5550	4850	4400
800	6000	6000	6000	6000	6000	6000	6000	6000	5950	5700	5300	4600
900	6000	6000	6000	6000	6000	6000	6000	6000	5750	5500	5100	4450
1000	6000	6000	6000	6000	6000	6000	6000	5850	5550	5300	4900	4300
1100	6000	6000	6000	6000	6000	6000	5650	5350	5100	4750	4150	3750
1200	6000	6000	6000	6000	6000	5850	5500	5200	5000	4600	4050	3650
1300	6000	6000	6000	6000	5900	5650	5350	5050	4850	4500	3900	3550
1400	6000	6000	6000	5950	5750	5550	5200	4950	4750	4400	3850	3500
1500	6000	6000	6000	5850	5600	5400	5100	4850	4600	4300	3750	3400
2000	6000	5850	5550	5300	5100	4900	4600	4400	4200	3900	3400	3100

The installer must check that the admissible load per suspension point is not exceeded.

Max. span (mm) - max. deflection = L/500												
Axis/axis distance	max. distance between hangers in mm											
	kg/m ² of ceiling											
	5	6	7	8	9	10	12	14	16	20	30	40
600	6000	6000	6000	6000	6000	6000	5850	5550	5300	4900	4300	3900
700	6000	6000	6000	6000	6000	5900	5550	5250	5000	4650	4050	3700
800	6000	6000	6000	6000	5850	5600	5300	5000	4800	4450	3900	3550
900	6000	6000	6000	5850	5600	5400	5100	4850	4600	4300	3750	3400
1000	6000	6000	5900	5600	5400	5200	4900	4650	4450	4150	3600	3300
1100	6000	6000	5700	5450	5250	5050	4750	4500	4300	4000	3500	3200
1200	6000	5850	5550	5300	5100	4900	4600	4400	4200	3900	3400	3100
1300	6000	5650	5400	5150	4950	4800	4500	4250	4100	3800	3300	3000
1400	5900	5550	5250	5000	4850	4650	4400	4150	4000	3700	3250	2950
1500	5750	5400	5150	4900	4700	4550	4300	4050	3900	3600	3150	2850
2000	5200	4900	4650	4450	4300	4150	3900	3700	3550	3300	2850	2600

Reaction to fire A1

Corrosion resistance B

Environment Fully Recyclable

06.2024 | All colour codes mentioned are based on the NCS - Natural Colour System[®] property of and used on license from NCS Colour AB, Stockholm 2012 or the RAL colour standard. Subject to alterations in range and product technology without prior notice. Rockfon accepts no responsibility for printing errors.

Sounds Beautiful

