


DATASHEET

Chicago Metallic™ 50 mm Bandraster 3050

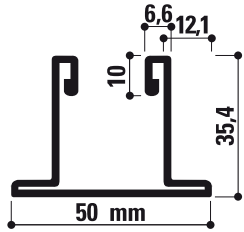


Sounds Beautiful

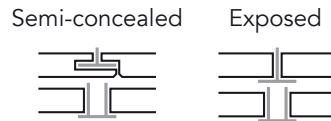
Chicago Metallic™ 50 mm Bandraster 3050

- The 50mm wide bandraster system is used for 1A impact resistant ceilings
- Suitable for installation of acoustical barriers and fire protection in plenum spaces
- System is compatible with a wide range of cross tees and accessories
- Compatible with exposed grid ceilings

Cross-section

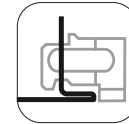


Compatible tiles




Coupling

Straight-cut



Assortment

Product group		Component description	Height (mm)	Length (mm)	Colour	Pcs per pack	Lm per pack	Kg per pack
Main runner								
BR50		Bandraster main runner 50 mm – without slots	35.4	3600	04, 11W, 001	8	28.8	23.7
Cross tee								
BR100 T15 HD CT		Bandraster cross tee T15 Hook	38		001			
BR100 T24 HD CT			38		11W, 001			
BR100 T24 CT			38		11W, 001			
Z-section								
Z40		Z-section 40 mm	40.6		00	20		
Z40 HOOK		Z-section 40 mm with hook	40.6		00	20		
Wall angle options								
L24x24		L-wall angle 24x24 mm colour	24	3050	Color-All, 11W, 88B, 04, 901	40	122	25.5
L24x24		L-wall angle 24x24 mm white	24	3050	001	40	122	25.5
W10x15		W-profile 15x15x10x15 mm	15	3050	Color-All, 04, 88B, 11W, 001, 901	30	91.5	19.9
Accessories								
BR50 LC		Length coupling for bandraster 50 mm				25		1.6
BR50 CC		Cross connector for bandraster 50 mm				25		1.5
BR50 HB		Bent hanger for bandraster 50 mm	84.5			100		1.8
PINC BR		Slot pincer for bandraster 50, 75, 100, 125, 150 mm				1		2.5
BR50 H		Flat hanger for bandraster 50 mm	100			100		1.9
BR50 WC		Wall connector for bandraster 50 mm				25		1.5



Performance



Load bearing capacity

* 75 mm spacers

Hanger distance (mm)	Modulation (mm)	Kg/m ²	
		Maximum deflection	
		2.5 mm	4.0 mm
1200	1200 x 600	17.2	28
1200	1500 x 600	8.0	13.3
1200	1800 x 600	3.9	6.6
1200	2100 x 600	11.1*	18.6*



Reaction to fire

A1



Corrosion resistance

B



Environment

Fully Recyclable

Sounds Beautiful

